

FH88 ENGINEERED PLANK AND PARQUET WOOD FLOOR ADHESIVE

TECHNICAL DATA:

- **FREEZE-THAW STABILITY:** This product is especially formulated to be freeze-thaw stable up to five cycles. Every attempt should be made to store this and any adhesive above 32°F. Storage below 32°F may result in permanent damage to the adhesive
- **SHELF LIFE:** Minimum one year at 70°F
- **COLOR:** Peach
- **FLAMMABILITY:** Nonflammable
- **CONSISTENCY:** Trowelable Mastic
- **OPEN TIME:** 2 hours depending on humidity, trowel size, and substrate porosity.
- **PACKAGING:** 1 Gallon & 4 Gallon Pails

EXCLUSIONS & LIMITATIONS: Floors must be installed according to adhesive and wood manufacturer's written procedures. Claims for damages arising from natural disasters, broken water pipes, defective flooring material, abuse, misuse, excess moisture & hydrostatic pressure, failure over cut back adhesive, flooring products or other substrates not recommended will not be honored.

CAUTION: Use adequate ventilation. After using, be sure to wash your hands thoroughly, particularly before eating. May cause skin and eye irritation. Avoid contact with skin and eyes. Keep container closed. Thoroughly wash exposed area with soap and water. Eyes: flush with large amounts of water, lifting upper and lower lids occasionally; call a physician immediately. Ingestion: Do not induce vomiting. Call a physician immediately. **KEEP OUT OF REACH OF CHILDREN. [Refer to Material Safety Data Sheet (MSDS) for further information.]**

DESCRIPTION: FH88 is a solvent-free, high-solids, fast grabbing, 0 VOC's, resin rubber-based wood flooring adhesive. It is designed for installation of all types of engineered plank, and parquet flooring. It is easy to spread, has excellent bridging characteristics, with superior rebond, and residual tack. It cures to a very strong rubbery bond that has outstanding water resistance.

FEATURES & BENEFITS:

- For all types of engineered plank and parquet wood flooring over all approved substrates. Not recommended for teakwood.
- For wet lay installation
- Extended open time
- Excellent bridging helps to minimize hollow spots
- Excellent for porous & non-porous surfaces
- Solvent free

USES:

- **WOOD FLOORING:** all types of hardwood parquet and engineered plank over all approved substrates, and cork underlayment. *Not recommended for teakwood.*

RECOMMENDED SUBSTRATES:

- Concrete (above and on grade; in the absence of excess moisture [see moisture test below] and alkalinity, pH greater than 9.5), ceramic tile (providing they are securely attached to subfloors and properly prepared for the application.) terrazzo, sheet vinyl, and VCT (if securely bonded to substrate, and properly prepared by leveling with cementitious floor prep materials, and rough sanding before installation.) plywood, underlayment, association grade particle board, and existing hardwood floors (hardwood floors must be rough sanded.) *Not recommended for use over loose lay or perimeter vinyl floors. Not recommended for installation over solid vinyl floors.*

DIRECTIONS

Surface Preparation: For best results, the room, floor covering, and adhesive should be a minimum of 65°F for 48 hours before, during and after installation. Area to be covered must be clean, sound, dry and free of any foreign matter that would interfere with a solid bond. No new floor covering can correct an uneven floor. Level all substrates to wood flooring manufacturers recommended tolerances, and fill all cracks, holes and minor depressions with a suitable underlayment or floor patch. Remove cove base or moldings. Porous surfaces should be sealed by applying a single coat of primer-sealer with a short nap paint roller and allowed to dry before making final application with the recommended trowel.

WARNING: Do not sand, abrade or demolish existing resilient tile and sheet flooring, backing or lining felt. These products may contain asbestos fibers that are not readily identifiable. Avoid creating dust. Inhalation of asbestos dust may cause asbestosis or other serious bodily harm. If old floors must be removed, consult and follow the recommended work practices of the resilient flooring manufacturers.

Application:

1. Layout installation according to wood flooring manufacturers recommended guidelines.
2. Wet Installation: Spread adhesive to a comfortable working width 20"-30", begin laying flooring into adhesive, when one run is finished start another until completion. A straight edge may be attached along the starting line of the installation to prevent movement of the wood during installation. Be sure and allow a 3/8" clearance for natural expansion of the wood around walls and any fixed structures like fireplaces or columns.
3. Flash Time Method: Flash time will be necessary over non-porous surface, and can be used over any substrate if desired. Spread adhesive with proper trowel over an area than can be installed within 2 hours after laying has started. Allow adhesive




30-60 minutes flash time before wood is laid in place. Flash time will be affected by temperature and relative humidity. Lower humidity, less than 50% will greatly accelerate flash off. Higher humidity, above 70%, will slow the flash off rate. Readings above or below these must be given serious consideration. When adhesive has had proper flash time begin laying flooring from starting line outward across the floor. Press wood into the adhesive as it is being laid. Roll floor with a 100 pound roller every two hours during installation, and again two hours after installation is finished. Do not expose floor to traffic for a minimum of 24 hours after installation.

CLEAN UP

Wet adhesive may be cleaned with soap and water. For dry adhesive use a soft white cloth, mineral spirits. Be careful. Mineral spirits are harmful to certain floor coverings and may ruin the bond of this adhesive if it gets under the floor covering. **Mineral spirits are flammable. Vapors are harmful and can explode violently and cause flash fires.** These vapors will concentrate in low lying areas. Use with adequate ventilation, and eliminate all sources of ignition. Do not smoke while using solvents. Place solvent soaked cloth outdoors away from children and pets to dry before disposing of them.

Our personnel are available to help purchasers obtain best results from our products, and our recommendations are based on tests and information believed to be reliable. However, since we have no control over the conditions under which our products are transported to, stored, handled, or used by purchasers, all recommendations and sales are made on condition that we will not be held liable for any damages resulting from their use. No representative of ours has any authority to waive or change this provision.

RECOMMENDED TROWEL AND APPROXIMATE COVERAGE

 <p>3/32 x 3/32 x 3/32</p> <p>60 - 65 square feet / gallon 1/4" Parquet</p>	 <p>1/8 X 1/8 X 1/8</p> <p>55 - 60 square feet / gallon Flash Time Installation For All Engineered Plank</p>
 <p>3/16 x 5/16 x 1/4 Flat "V"</p> <p>70 - 80 square feet per gallon Wet Installations For All Engineered Plank</p>	

03-27-06



IFS Industries Inc.
400 Orrton Avenue
Reading, PA 19603